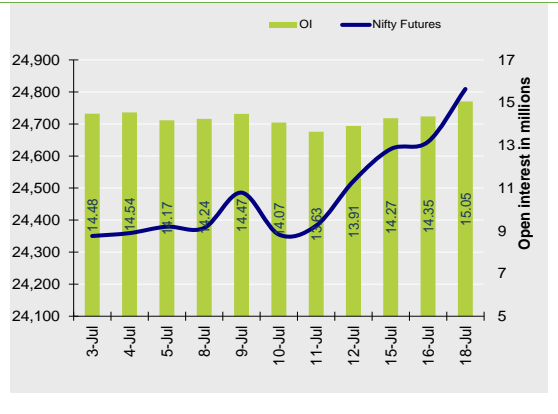


**Nifty Snapshot**

	Close	Prv Cl.	Ab chg	% chg
<b>Spot</b>	24,800.85	24,613.00	187.85	0.76
<b>Futures</b>	24,809.05	24,644.45	164.60	0.67
<b>OI(ml shr)</b>	15.05	14.35	0.70	4.90
<b>Vol (lots)</b>	377529	130886	246643	188.44
<b>COC</b>	8.20	31.45	-23.25	-73.9
<b>PCR-OI</b>	1.41	1.25	0.15	12.4

**Nifty Futures Price v/s OI**



**Institutional Activity in previous trading session**

(in Rs cr.)	Buy	Sell	Net
Index Futures	8178.17	5583.35	2594.82
Index Options	3144047.62	3105258.95	38788.67
Stock Futures	48158.92	40603.06	7555.86
Stock Options	69268.11	70897.03	-1628.92
FII Cash	25,520.62	20,036.99	5,483.63
DII Cash	15,676.29	18,580.54	-2,904.25

**Net FII Activity (in Rs cr.)**

Date	Idx Fut	Stk Fut	Idx Opt	Cash
18-Jul	2594.8	7555.9	38788.7	5484
16-Jul	-58.4	-3335.3	-19133.9	1271
15-Jul	1335.2	4789.6	8436.0	2685
12-Jul	1414.4	6539.3	-5451.1	4022
11-Jul	-2179.3	-5050.6	-65319.5	-1137
10-Jul	-3435.0	-2076.0	18905.1	584

**Technical Pivot (Intraday):**

	S2	S1	PIVOT	R1	R2
NIFTY	24390	24600	24720	24930	25045
BANKNIFTY	52045	52355	52595	52910	53150

(Price is in Rs; OI is in million units; Price chg and OI chg are in percentage) **NB RESEARCH**

**Fresh Longs seen in:**

Scrip	Price	Price chg	OI	OI Chg
INDIACEM	346.1	7.2	31.1	132.9
INDIAMART	2928.4	2.2	1.9	11.5
MUTHOOTFIN	1855.3	1.0	5.1	10.6

**Fresh Shorts seen in:**

Scrip	Price	Price chg	OI	OI Chg
LTTS	4736.8	-1.4	2.1	21.9
SAIL	147.8	-2.2	185.2	12.2
SYNGENE	742.3	-0.3	8.7	12.1

**Short Covering seen in:**

Scrip	Price	Price chg	OI	OI Chg
APOLLOHOSP	6518.5	1.0	1.6	-10.8
BSOFT	749.3	2.7	11.4	-9.8
MARICO	684.6	2.5	12.6	-6.7

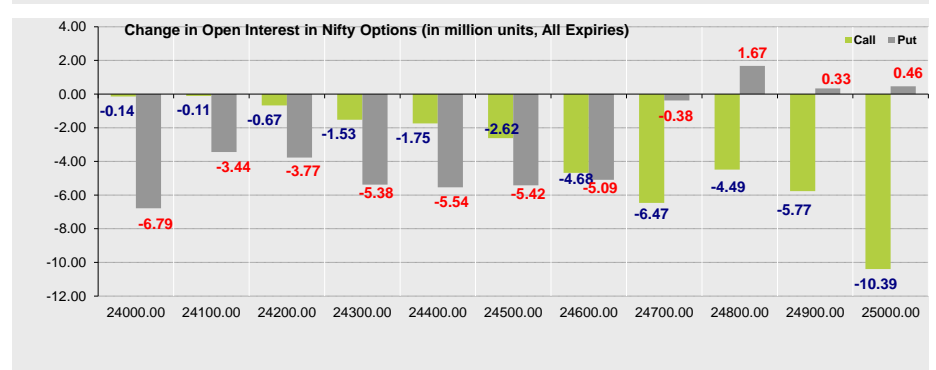
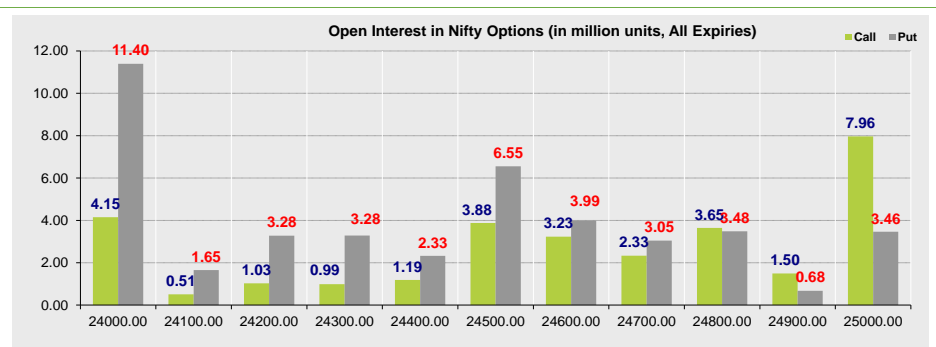
**Long Unwinding seen in:**

Scrip	Price	Price chg	OI	OI Chg
NIFTYNXT50	73264.7	-1.0	0.0	-18.1
TATACHEM	1061.2	-0.6	11.8	-7.9
POLYCAB	6568.8	-1.1	3.5	-6.9

**Summary**

- Indian markets closed on a positive note where buying was mainly seen in IT, Banking, FMCG sectors. Nifty Jul Futures closed at 24809.05 (up 164.60 points) at a premium of 8.20 pts to spot.
- FII's were net buyers in Cash to the tune of 5483.63 Cr and were net buyers in index futures to the tune of 2594.82 Cr.
- India VIX increased by 2.02% to close at 14.51 touching an intraday high of 14.71.

**Open Interest in Nifty Options:**



- The above second chart shows previous trading day's change in Nifty options where Liquidation in OI were seen in 24400, 24500, 24600 strike Puts and at 25000, 24900, 24800, 24700 strike Calls indicating market is likely to remain positive in the near term.
- Highest OI build-up is seen at 25000 strike Calls and 24000 strike Puts, to the tune of 7.96mn and 11.40mn respectively.

**Outlook on Nifty:**

**Index is likely to open on a positive note today and is likely to remain positive during the day.**

NIFTY50 Options OI (CE OI = Resistance) (PE OI = Support)			
Symbol	Highest CE OI	Highest PE OI	CMP
ADANIPTS	1500	1400	1497
ADANIENT	3200	3000	3098
ASIANPAINT	3000	2900	2936
AXISBANK	1300	1300	1311
BAJAJ-AUTO	10000	9000	9630
BAJAJFINSV	1640	1600	1651
BAJFINANCE	7300	6500	7128
BHARTIARTL	1500	1400	1484
BPCL	320	300	318
BRITANNIA	6000	5700	5891
CIPLA	1540	1500	1511
COALINDIA	515	470	506
DIVISLAB	4600	4600	4597
DRREDDY	7000	6400	6680
EICHERMOT	5000	4500	4930
GRASIM	2800	2700	2802
HCLTECH	1600	1500	1583
HDFCBANK	1800	1600	1620
HDFCLIFE	650	600	651
HEROMOTOCO	5600	5500	5520
HINDALCO	700	700	692
HINDUNILVR	2600	2600	2739
ICICIBANK	1250	1200	1252
ITC	460	420	472
INDUSINDBK	1500	1500	1458

NIFTY50 Options OI (CE OI = Resistance) ( PE OI = Support)			
Symbol	Highest CE OI	Highest PE OI	CMP
INFY	1700	1600	1762
IOC	193	153	170
JSWSTEEL	950	920	931
KOTAKBANK	1900	1800	1825
LT	3600	3600	3663
LTIM	5700	5400	5776
M&M	3000	2700	2820
MARUTI	13000	12500	12662
NESTLEIND	2700	2600	2636
NTPC	390	380	379
ONGC	330	300	332
POWERGRID	350	300	342
RELIANCE	3200	3100	3182
SBILIFE	1560	1560	1659
SBIN	900	850	894
SUNPHARMA	1600	1520	1595
TATACONSUM	1200	1170	1193
TATAMOTORS	1100	1000	1027
TATASTEEL	180	160	167
TCS	4300	4000	4308
TECHM	1500	1500	1544
TITAN	3400	3200	3264
ULTRACEMCO	12000	11500	11684
UPL	600	570	560
WIPRO	600	500	573

**OI against MWPL**

Symbol	MWPL	Open Interest	Limit for next day	% OI
INDIACEM	44362911	66607200	Ban	150%
HAL	37934515	38827500	Ban	102%
SAIL	289139949	293108000	Ban	101%
BANDHANBNK	193370778	185522400	Ban	96%
IDEA	7412775915	6903520000	138617119	93%
LTF	169942037	158133280	3311655	93%
NMDC	229794455	208404000	9900732	91%
BALRAMCHIN	23040698	20873600	Ban	91%
IDFCFIRSTB	884697101	800025000	40437245	90%
PEL	23955401	21396000	Ban	89%
HINDCOPPER	65482129	58482850	Ban	89%
VEDL	281521158	249768500	Ban	89%
PVRINOX	14162874	12546996	907734	89%
TATACHEM	31601465	27865200	2156191	88%
IEX	177845485	156720000	12233210	88%
GMRINFRA	494055219	435251250	Ban	88%
BIOCON	93756161	82485000	6583352	88%
RAMCOCEM	27272201	23878200	2030390	88%
IRCTC	60165566	51362500	5794787	85%
RBLBANK	121019977	102687500	Ban	85%
PNB	591377974	493256000	68553075	83%
INDUSTOWER	166908773	138764200	19799134	83%
ABFRL	83638248	69505800	9950535	83%
MANAPPURAM	109696743	89856000	14355905	82%
GNFC	17249403	13993200	Ban	81%
CHAMBLFERT	31488204	24950800	4962993	79%
ABCAPITAL	161393400	126738000	26585730	79%
OFSS	4724091	3693200	794686	78%
ASHOKLEY	282399403	217310000	50969432	77%
CANBK	672420574	508970250	129829295	76%
BHEL	256482590	192900750	50757710	75%
EXIDEIND	91809066	68709600	18509012	75%
GRANULES	28133038	20642000	6084386	73%

**OI against MWPL**

Symbol	MWPL	Open Interest	Limit for next day	% OI
LICHSGFIN	60244101	44160000	13071895	73%
LTTS	5553388	4060700	1215018	73%
NATIONALUM	178967755	129930000	40089367	73%
SUNTV	19704232	14272500	4446520	72%
SBICARD	59666721	43213600	13469784	72%
BSOFT	32597887	23609000	7358992	72%
BANKBARODA	372635498	269319375	84684348	72%
CANFINHOME	18644752	13406250	4306264	72%
POLYCAB	10444399	7456625	2465554	71%
CONCOR	55081874	38515000	13812780	70%
INDIAMART	6086811	4251300	1531170	70%
METROPOLIS	5155102	3589600	1307746	70%
BATAINDIA	12812405	8406375	3765409	66%
UPL	101555620	62185500	34292339	61%
M&MFIN	117997225	70250000	41847363	60%
DIXON	7963947	4735100	2830649	59%
ADANIENIT	62450033	35594700	23732831	57%
TATAPOWER	339616396	191039850	131595726	56%
ACC	16266067	9099300	6353463	56%
MGL	13335005	7405200	5263054	56%
RECLTD	249446067	130926000	106047763	52%
BERGEPAIN	58313322	30526320	24871335	52%
TATACOMM	23447901	12235000	10040505	52%
AARTIIND	41012842	21368000	17594199	52%
OBEROIRLTY	23485458	11791500	10519685	50%
IDFC	319996887	160195000	143802042	50%
APOLLOTYRE	79567108	39637200	35951552	50%
DLF	128335464	63715575	58203115	50%

**Derivative Recommendations:**

Stock Name	Call (Buy/Sell)	Entry price	Targets	Stop Loss	Duration	Status
PERSISTENT 4900CE	Buy	162	220	130	1-2 days	Open

**FROM THE EQUITY DERIVATIVE DESK:**

**NIRAV HARISH CHHEDA**  
AVP - DERIVATIVES AND TECHNICAL RESEARCH  
E-Mail: [nirav.chheda@nirmalbang.com](mailto:nirav.chheda@nirmalbang.com)  
Tel no: 6273-8199/8000

**AMIT BHUPTANI**  
SNR.DERIVATIVES AND TECHNICAL RESEARCH ANALYST  
E-Mail: [amit.bhuptani@nirmalbang.com](mailto:amit.bhuptani@nirmalbang.com)  
Tel no: 6273-8242/8000

**DISCLOSURES**

Research Reports that are published by Nirmal Bang Securities Private Limited (hereinafter referred to as "NBSPL") are for private circulation only. NBSPL is a registered Research Analyst under SEBI (Research Analyst) Regulations, 2014 having Registration no. INH000001766. NBSPL is also a registered Stock Broker with National Stock Exchange of India Limited, BSE Limited, Metropolitan Stock Exchange of India Limited, Multi Commodity Exchange of India Limited, National Commodity and Derivative Exchange Limited and Indian Commodity Exchange Limited in cash and Equity and Commodities derivatives segments.

NBSPL has other business divisions with independent research teams separated by Chinese walls, and therefore may, at times, have different or contrary views on stocks and markets.

NBSPL or its associates have not been debarred / suspended by SEBI or any other regulatory authority for accessing / dealing in securities Market. NBSPL, its associates or analyst or his relatives do not hold any financial interest (Except Investment) in the subject company. NBSPL or its associates or Analyst do not have any conflict or material conflict of interest at the time of publication of the research report with the subject company. NBSPL or its associates or Analyst or his relatives may or may not hold beneficial ownership of 1% or more in the subject company at the end of the month immediately preceding the date of publication of this research report.

NBSPL or its associates / analyst has not received any compensation / managed or co-managed public offering of securities of the company covered by Analyst during the past twelve months. NBSPL or its associates have not received any compensation or other benefits from the company covered by Analyst or third party in connection with the research report. Analyst has not served as an officer, director or employee of Subject Company. NBSPL / analyst has not been engaged in market making activity of the subject company.

Analyst Certification: The research analysts and authors of these reports, hereby certify that the views expressed in this research report accurately reflects my/our personal views about the subject securities, issuers, products, sectors or industries. It is also certified that no part of the compensation of the analyst(s) was, is, or will be directly or indirectly related to the inclusion of specific recommendations or views in this research. The analyst(s) principally responsible for the preparation of this research report and has taken reasonable care to achieve and maintain independence and objectivity in making any recommendations.

**DISCLAIMER**

This report is for the personal information of the authorized recipient and does not construe to be any investment, legal or taxation advice to you. NBSPL is not soliciting any action based upon it. Nothing in this research shall be construed as a solicitation to buy or sell any security or product, or to engage in or refrain from engaging in any such transaction. In preparing this research, we did not take into account the investment objectives, financial situation and particular needs of the reader.

This research has been prepared for the general use of the clients of NBSPL and must not be copied, either in whole or in part, or distributed or redistributed to any other person in any form. If you are not the intended recipient you must not use or disclose the information in this research in any way. Though disseminated to all the customers simultaneously, not all customers may receive this report at the same time. NBSPL will not treat recipients as customers by virtue of their receiving this report. This report is not directed or intended for distribution to or use by any person or entity resident in a state, country or any jurisdiction, where such distribution, publication, availability or use would be contrary to law, regulation or which would subject NBSPL & its group companies to registration or licensing requirements within such jurisdictions.

The report is based on the information obtained from sources believed to be reliable, but we do not make any representation or warranty that it is accurate, complete or up-to-date and it should not be relied upon as such. We accept no obligation to correct or update the information or opinions in it. NBSPL or any of its affiliates or employees shall not be in any way responsible for any loss or damage that may arise to any person from any inadvertent error in the information contained in this report. NBSPL or any of its affiliates or employees do not provide, at any time, any express or implied warranty of any kind, regarding any matter pertaining to this report, including without limitation the implied warranties of merchantability, fitness for a particular purpose, and non-infringement. The recipients of this report should rely on their own investigations.

This information is subject to change without any prior notice. NBSPL reserves its absolute discretion and right to make or refrain from making modifications and alterations to this statement from time to time. Nevertheless, NBSPL is committed to providing independent and transparent recommendations to its clients, and would be happy to provide information in response to specific client queries.

Before making an investment decision on the basis of this research, the reader needs to consider, with or without the assistance of an adviser, whether the advice is appropriate in light of their particular investment needs, objectives and financial circumstances. There are risks involved in securities trading. The price of securities can and does fluctuate, and an individual security may even become valueless. International investors are reminded of the additional risks inherent in international investments, such as currency fluctuations and international stock market or economic conditions, which may adversely affect the value of the investment. Opinions expressed are subject to change without any notice. Neither the company nor the director or the employees of NBSPL accept any liability whatsoever for any direct, indirect, consequential or other loss arising from any use of this research and/or further communication in relation to this research. Here it may be noted that neither NBSPL, nor its directors, employees, agents or representatives shall be liable for any damages whether direct or indirect, incidental, special or consequential including lost revenue or lost profit that may arise from or in connection with the use of the information contained in this report.

Copyright of this document vests exclusively with NBSPL. Our reports are also available on our website [www.nirmalbang.com](http://www.nirmalbang.com)